



Violence is preventable, not inevitable.

Violence Reduction in Scotland - *“The Shared Agenda”*

John Carnochan QPM

Detective Chief Superintendent

www.actiononviolence.com

UNITED NATIONS PEACE MONITOR 2005

DEATHS BY VIOLENCE PER 100,000:

1. SPAIN/GREECE	1.3
10. MALTA	2.5
11 ICELAND	2.6
13. CANADA	2.7
16 NORTHERN IRELAND	3.5
22 ENGLAND AND WALES	4.2
29 ROMANIA	5.1
37 ALBANIA	6.2
40 SCOTLAND	7.3
42 UNITED STATES	7.9
44 ISRAEL	8.3
77. COLOMBIA	77.1

'It is depressing nowadays to take up ones paper and read the daily catalogue of assaults and murders with knives, razors and other lethal weapons. Indeed slashing and stabbings are becoming so common that they appear to be accepted as part of our modern youth's recreation '

**Glasgow Evening Times 14/3/1930
Letters Page**

COSTS IN SCOTLAND

MURDER COSTS £1.3M – 121 MURDERS IN 2007

ATTEMPT MURDER - £750,000 - 820 IN 2007

SERIOUS ASSAULT -£23,000 – 6,525 IN 2007

SIMPLE ASSAULTS-£2,000 –78,167 IN 2007

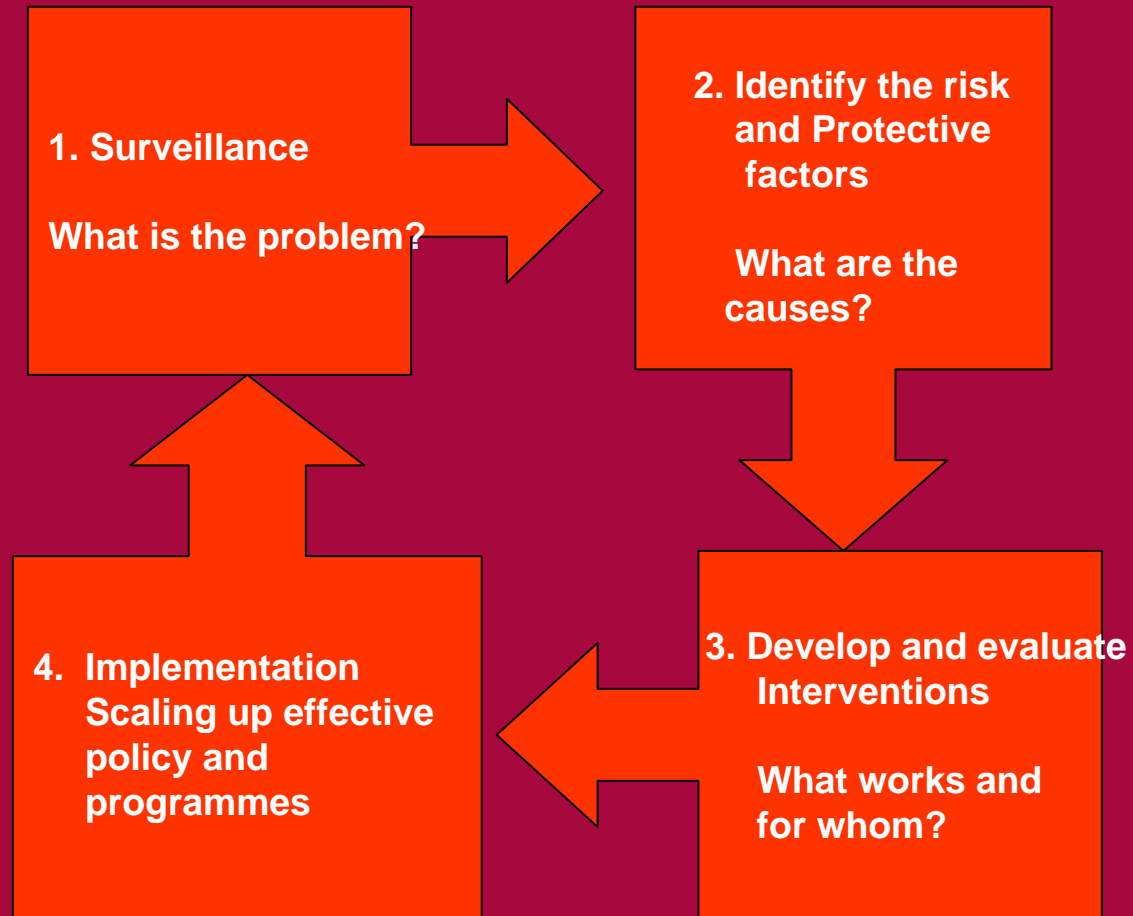
**VIOLENCE COSTS 3% - 6% OF HEALTH SERVICE
BUDGET**

= *£585 MILLION IN SCOTLAND*

Violence Reduction Unit

- 49,000 Domestic Abuse incidents recorded by Police
Increases by 6% every year since 2004
- 50% Female murders in the last 40 years (Scotthom)
- 52% are repeat victims (Scottish Government)
- 75% of female serious assaults committed by a male
(Strathclyde Police)
- Children are present in 50% of domestic incidents
(Strathclyde Police VPD)

PUBLIC HEALTH MODEL

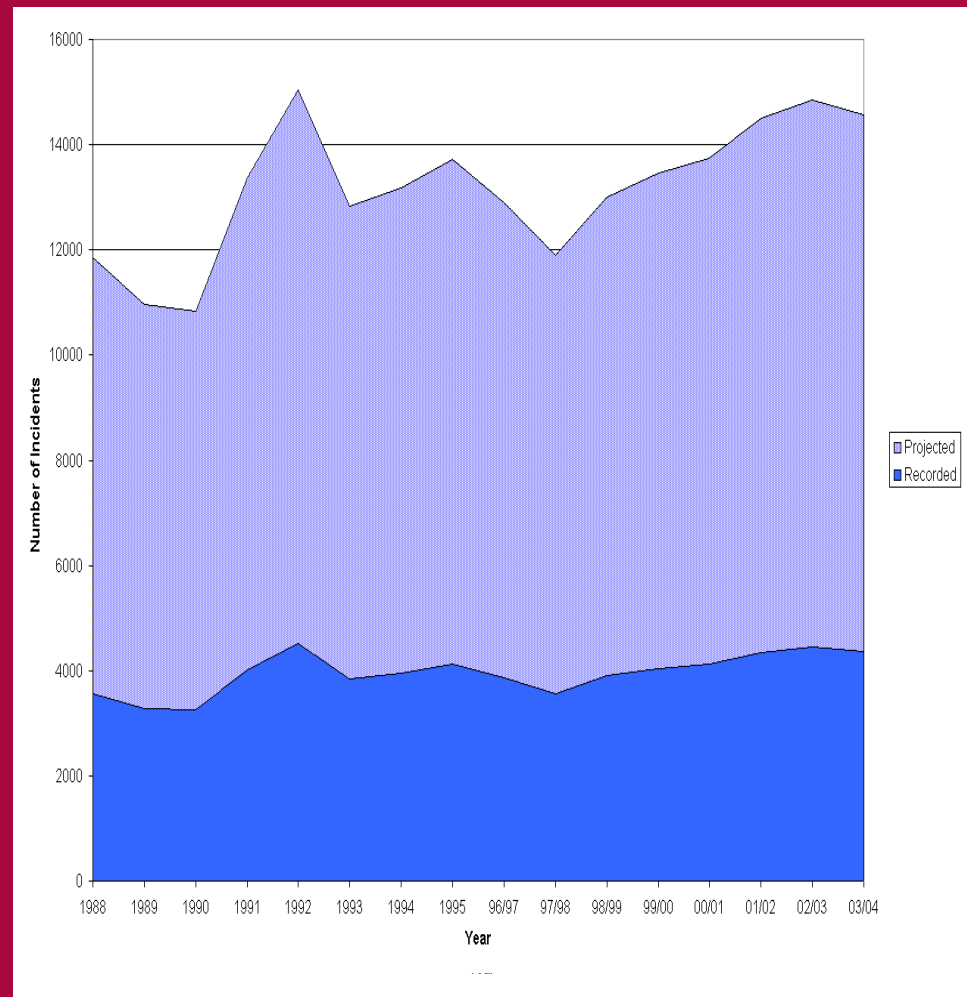


Violence Reduction Unit

- **Two components to Violence:**
- The propensity to be violent - **personal** factors
- The triggers of violence - **social** factors

The Wave Report 2005 “Violence and what to do about it”

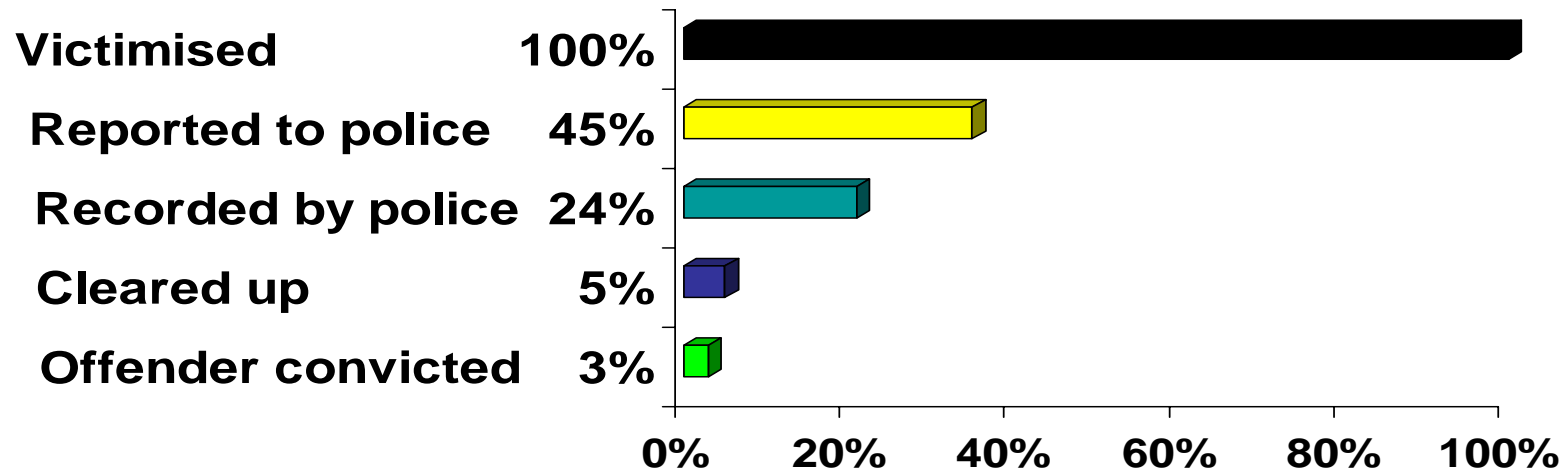
A&E Admissions



Violence Reduction Unit

VISIBLE JUSTICE

Justice is challenged when more than 50% of victims do not report victimisation to police and only 3% get to court



Data taken from UK Home Office, using British Crime (victimisation) Survey

SCOTTISH STATISTICS (HEALTH)

**1000 PATIENTS PER YEAR ATTEND GLASGOW
DENTAL HOSPITAL WITH KNIFE RELATED FACIAL
INJURIES**

**HOSPITALS IN GLASGOW TREAT A SERIOUS FACIAL
INJURY EVERY 6 HOURS**

25% WILL BE REPEAT VICTIMS

Source: Glasgow Dental School, Maxillofacial Dept

SCOTTISH STATISTICS (HEALTH)

**3%-6% OF ANNUAL HEALTH BUDGET SPENT TREATING
INJURIES**

£285 - £517 MILLION POUNDS

SOURCE: HOME OFFICE, THE ECONOMIC AND SOCIAL COSTS OF CRIME

BETWEEN 1997/98 – 2003/04

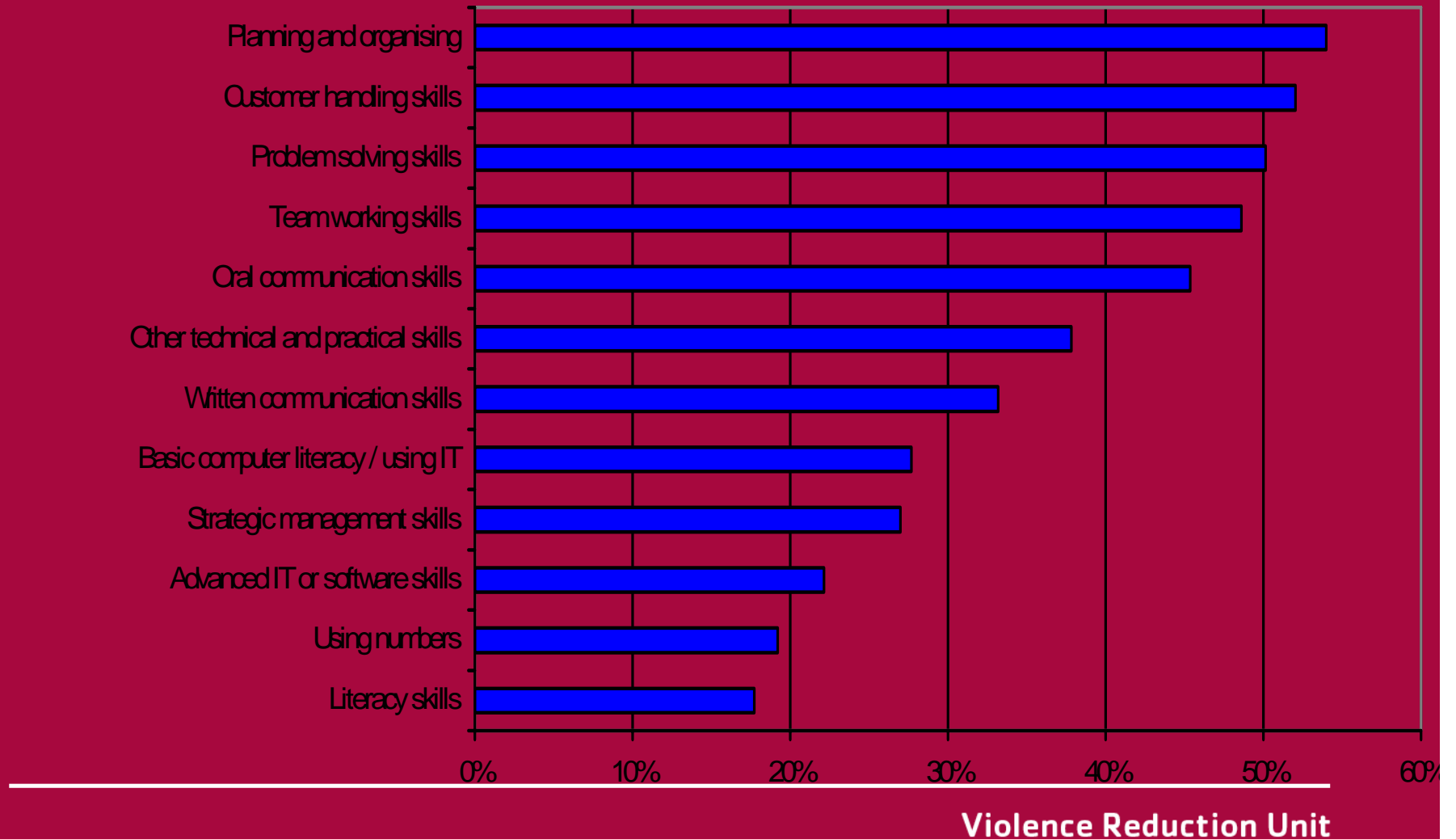
**47% INCREASE IN HOSPITAL ADMISSIONS FOR
ALCOHOLIC LIVER DISEASE SOURCE: HEALTH IN SCOTLAND
2005**

240% INCREASE IN ALCOHOL RELATED DEATH SINCE 1980

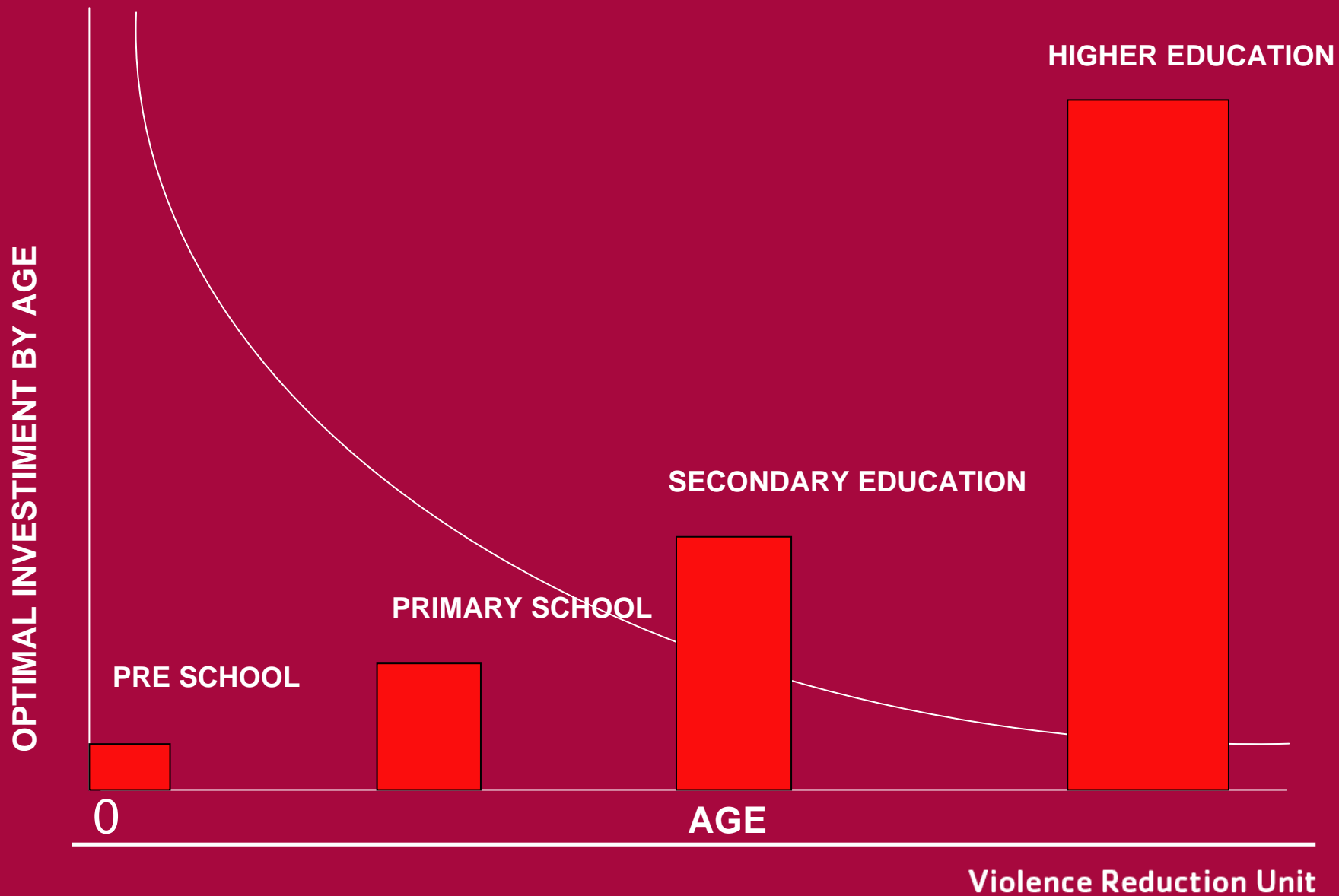
SOURCE: HEALTH IN SCOTLAND 2005

What do Employers want

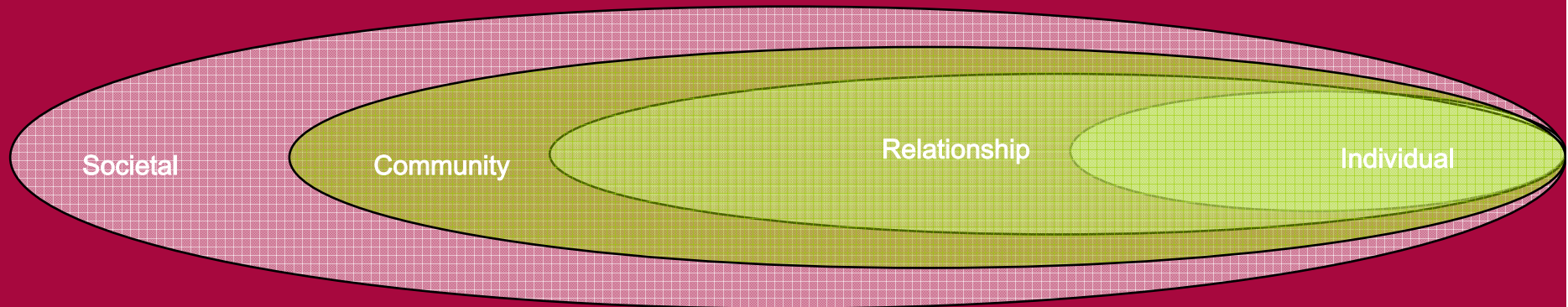
Percentage of Employers reporting an employee skill gap.



RATES OF RETURN TO HUMAN CAPITAL



PUBLIC HEALTH MODEL



- Lack of punishment for pre cursor offences – knife carrying
- Lack of visible swift justice
- Lack of appropriate court disposals
- Lack of appropriate change programmes
- Links to deprivation
- Scottishness

- Cultural norms
- Legitimisation of violence
- Access to and use of alcohol
- Lack of aspiration
- Dependency

- Parenting
- Lack of knowledge
- Friends that engage in violence
- Prevalence of gang culture
- Violent families – siblings/parents
- Lack of significant adults/positive role model

- Lack of communication skills
- Poor behavioural control
- Impulsiveness
- Aggressive behaviour
- Lack of skills to deal with conflict
- Lack of “life” skills
- Exclusion from Services/Schools
- Nutrition Diet Health
- Alcohol
- Lack of employment opportunities

